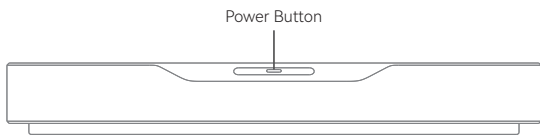
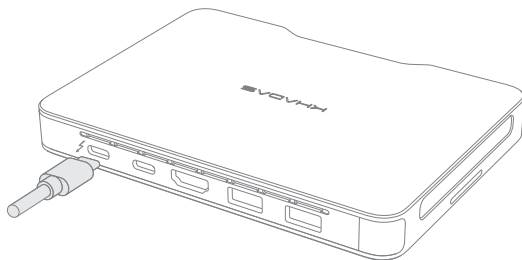


KHADAS

Khadas Mind Portable Workstation  
User Guide

# Getting Started



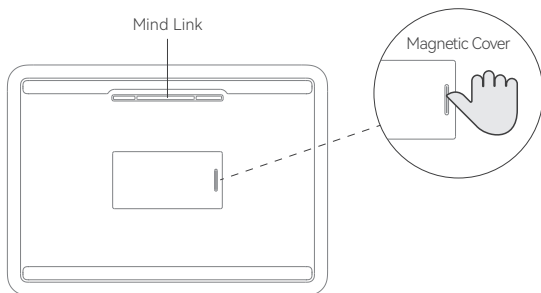
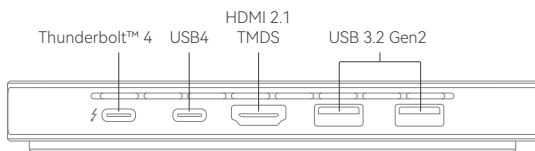
## Connect Mind to a power adapter using a USB-C cable.

Power on: Press the power button.

Power off: Press and hold the power button for 3 seconds to shut down. Press and hold for 8 seconds to force shutdown.

Mind has a non-removable, built-in battery. By default, the device will enter sleep mode 5 seconds after disconnection from a power source, as the internal battery is not designed to sustain normal operation when unplugged. You can set the intended system mode upon disconnecting power using Windows system settings or the Mind App.

## I/O Ports



- Through the Mind Link Interface, you can connect Mind to various expansion modules of the Mind Ecosystem in a snap.
- To install an SSD drive, simply press to open the magnetic cover.

## Precautions

To ensure the best experience whilst using the product and to avoid dangerous situations, please review and follow the safety information below.

- Please use the equipment within the temperature range of 10~35°C and store the equipment and its accessories within the temperature range of -10~45°C. When the ambient temperature is too high or too low, it may cause the equipment to malfunction.
- Usage of unapproved or incompatible power supplies, chargers or batteries may result in fire.
- Please use a certified charger or power supply to power the appliance.
- When not using the appliance for an extended period of time, disconnect the charger from the appliance and disconnect the charger from the mains socket.
- Do not expose the appliance and its battery to high temperatures or heat generating devices such as sunlight, heaters, microwave ovens, ovens, water heaters, etc. Overheating the battery may result in an explosion.
- Dispose of the appliance, batteries and other accessories in accordance with local environmental regulations and do not dispose of them as household waste. Improper disposal of the batteries may result in an explosion. Proper disposal of batteries will prevent safety mishaps.
- The device has a non-removable built-in battery. Do not replace the battery by yourself as this may prevent the device from functioning properly or damage the battery.
- Radio waves generated by the device may interfere with the normal use of implanted medical devices or personal medical equipment such as pacemakers, cochlear implants, hearing aids, etc. If you use these medical devices, keep the device at least 15cm away from your body.
- To prevent data loss, it is recommended that you make regular backups during daily use, and before upgrades or repairs.
- Do not use the charger in wet locations (e.g. near washrooms, baths or showers) and do not unplug the charger with wet hands.
- Do not disassemble, drop, crush, modify, nor throw the battery into fire. Avoid piercing the battery, immersing it into water or other liquids, subjecting the battery to external shocks, crushing forces, which may cause leakage, overheating, fire or explosion.
- Keep the device and its accessories dry. Do not use external heating devices such as microwave ovens or hair dryers to dry them.
- Do not subject the appliance and its accessories to strong shocks or vibrations as this may damage the appliance and its accessories and cause them to malfunction.
- Before cleaning and maintenance, stop using the appliance, switch off all applications and disconnect all connections or cables from other equipment.
- Do not use harsh chemicals, cleaning agents or strong detergents to clean the appliance or accessories. Use a clean, dry, soft cloth to wipe the appliance or its accessories.
- We do not recommend upgrading parts or replacing modules on your own. For related service needs, please contact Khadas at [support@khadas.com](mailto:support@khadas.com).

## List of Hazardous Substances

Component Name	Hazardous Substances									
	Pb	Hg	Cd	Cr6+	PBB	PBDE	DIBP	DEHP	BBP	DBP
Device	×	○	○	○	○	○	○	○	○	○
Batteries	×	○	○	○	○	○	○	○	○	○
PCBA	×	○	○	○	○	○	○	○	○	○
Power Supply	×	○	○	○	○	○	○	○	○	○
Cables and Cable Assemblies	×	○	○	○	○	○	○	○	○	○
Docking Stations	×	○	○	○	○	○	○	○	○	○

This table has been prepared in accordance with SJ/T 11364.

○ : Indicates that the content of the hazardous substance in all homogeneous materials of the component is below the limit specified in EN62321.

× : Indicates that the hazardous substance is present in at least one homogeneous material of the component at a level exceeding the limit specified in EN62321 because there is no proven alternative in the industry, that meets the environmental requirements of the EU RoHS directive. Depending on the model, the product may not include all the above accessories except the main machine, please refer to the actual product sales collocation.



This logo indicates that the product has a 10 year environmentally-friendly use period (EPUP) under normal conditions. For accessories, the environmentally-friendly use period (EPUP) on the label prevails.

# Disclaimer

**Copyright © Khadas 2023. All rights reserved.**

This guide is only for reference, and does not involve any form of commitment. Products (including color, size, etc.) are subject to the actual product, and in the event of any inconsistency between this guide and the description on the official website, the information on the official website shall prevail.

Mind Mini PCs may be shipped with or without a pre-installed operating system, which is trademarked by a third party. For example, Microsoft and Windows are trademarks of Microsoft.

Other trademarks, product names, service names, and company names appearing within this user guide and in the products described in this manual are owned by their respective owners.

## Privacy Policy

To better understand how we protect your personal information, please see the privacy policy at <https://www.khadas.com/policies>

## FCC Statement

This equipment has been tested and found to comply with the limits for a Class B digital device, pursuant to part 15 of the FCC Rules. These limits are designed to provide reasonable protection against harmful interference in a residential installation. This equipment generates, uses and can radiate radio frequency energy and, if not installed and used in accordance with the instructions, may cause harmful interference to radio communications. However, there is no guarantee that interference will not occur in a particular installation. If this equipment does cause harmful interference to radio or television reception, which can be determined by turning the equipment off and on, the user is encouraged to try to correct the interference by one or more of the following measures:

- Reorient or relocate the receiving antenna.
- Increase the separation between the equipment and the receiver.
- Connect the equipment into an outlet on a circuit different from that to which the receiver is connected.
- Consult the dealer or an experienced radio/TV technician for help.

Caution: Any changes or modifications to this device not explicitly approved by the manufacturer could void your authority to operate this equipment.

- This device complies with part 15 of the FCC Rules. Operation is subject to the following two conditions: (1) This device may not cause harmful interference, and (2) this device must accept any interference received, including interference that may cause undesired operation.

## RF Exposure Information

This equipment complies with FCC radiation exposure limits set forth for an uncontrolled environment. This equipment should be installed and operated with a minimum distance of 20cm between the radiator and your body.

Khadas Technology Co., Ltd.  
support@khadas.com  
www.khadas.com